



WCHM2VE3 Navy blue-Royal blue

MACH 2

Body protection



Specific benefits



Durability

· Reinforced fabric for greater resistance.



Compatibility

· Compatible with Mach 2 range products

Applications

- Agriculture
- Building
- Maintenance
- Automotive
- Cleanliness
- Temporary work

Certifications and norms



WCHM2VE3 Navy blue-Royal blue

MACH 2

Body protection

Standards - Details

Technical details

Type of workwear	Work jacket
Gender	Mixte
Size range	S → 2XL
Workwear color	Grey, Navy
Reinforcement fabric	65% polyester 35% cotton
Badge holder	yes
Modularity options	Jacket with sleeves






WCHM2VE3

MACH 2

Protective clothing

Logistics information

Reference	Colour	Size	Designation	EAN13	Box code			Weight			
WCHM2VE3GOPT	Grey-Orange	S	WCHM2VE3	3295249288150	13295249288157	10	1	6.5 kg	40.0 cm	36.0 cm	23.0 cm
WCHM2VE3GOTM	Grey-Orange	M	WCHM2VE3	3295249288167	13295249288164	10	1	6.5 kg	40.0 cm	36.0 cm	23.0 cm
WCHM2VE3GOGT	Grey-Orange	L	WCHM2VE3	3295249288174	13295249288171	10	1	6.5 kg	40.0 cm	36.0 cm	23.0 cm
WCHM2VE3GOXG	Grey-Orange	XL	WCHM2VE3	3295249288181	13295249288188	10	1	6.5 kg	40.0 cm	36.0 cm	23.0 cm
WCHM2VE3GOXX	Grey-Orange	XXL	WCHM2VE3	3295249288198	13295249288195	10	1	6.5 kg	40.0 cm	36.0 cm	23.0 cm
WCHM2VE3BMPT	Navy blue-Royal blue	S	WCHM2VE3	3295249270643	13295249270640	10	1	6.5 kg	40.0 cm	36.0 cm	23.0 cm
WCHM2VE3BMTM	Navy blue-Royal blue	M	WCHM2VE3	3295249270650	13295249270657	10	1	6.5 kg	40.0 cm	36.0 cm	23.0 cm
WCHM2VE3BMGT	Navy blue-Royal blue	L	WCHM2VE3	3295249270667	13295249270664	10	1	6.5 kg	40.0 cm	36.0 cm	23.0 cm
WCHM2VE3BMXG	Navy blue-Royal blue	XL	WCHM2VE3	3295249270674	13295249270671	10	1	6.5 kg	40.0 cm	36.0 cm	23.0 cm
WCHM2VE3BMXX	Navy blue-Royal blue	XXL	WCHM2VE3	3295249270681	13295249270688	10	1	6.5 kg	40.0 cm	36.0 cm	23.0 cm



Multiple sales



Minimum sales



Box Width



Box Depth



Box Height